

STANLEY  
PARK  
ECOLOGY

# Discovery Kit

Teacher Information Package



Photo: Tatiana Fisher

# Contact Us

School Programs Office: 604-257-6908 ext. 103

Email: [school@stanleyparkeecology.ca](mailto:school@stanleyparkeecology.ca)

Website: [www.stanleyparkeecology.ca](http://www.stanleyparkeecology.ca)

Office Address: 610 Pipeline Road, Vancouver, BC, Canada, V6G 1Z4

Mail: Stanley Park Ecology, PO Box 5167, Vancouver, BC, V6B 4B2

# Land Acknowledgment

"Stanley Park" is on the ancestral and unceded lands of the x̱məθkʷə́yəm (Musqueam), Sk̓wx̓wú7mesh (Squamish), and sə́lilwə́təɬ (Tsleil-Waututh). These Nations have actively been the stewards of this land for thousands of years, before being forcibly removed by European settlers during colonization, who named this land "Stanley Park" just over a hundred years ago.

Through colonization, many parts of this land have changed. Stanley Park was once an island at high tide, before the Stanley Park Causeway was built. There were also many communities and villages that lived amongst these lands. Where Lumberman's Arch now stands, there was once a thriving Squamish community known as ̱wáý̱way, with roots that go back over 700 generations and span thousands of years. The name ̱wáý̱way means "a place for making masks" in Sk̓wx̓wú7mesh Snichim, the Squamish language, and this land holds deep cultural importance. Other village sites throughout the area included Chaythoos and Kanaka Ranch.

As you visit us for a School Program, we invite you to reflect on the many ways that settler colonialism has impacted this land, and to consider what you can do to acknowledge this history. We also ask that, during your visit, you respect and take care of this land.



# Discovery Kit

## Teacher Information Package

STANLEY  
PARK  
ECOLOGY



## Contents

## Page

Program Checklist	5
About the Discovery Kit	6
What's in the Bag?	6
Program Map: Local Loop	7
Program Map: Beaver Lake Excursion	8
Essential Teaching Information	9 - 10
Etiquette for all Visitors	11
Map and Directions	12

# Program Checklist

To do before your visit:

- Read this Teacher Information  
Package carefully
- Arrange transportation to arrive 15  
minutes before your program start  
time
- Review Park Etiquette with students  
(Page 11)
- Send payment a minimum of four  
weeks prior to your program

Photo: Don Enright





# About the Discovery Kit

- It is a ***self-guided tour*** for you and your students 7 ***stops*** provide activities and information about ***natural and historical*** aspects of Stanley Park.
- It takes **2 - 3 hours** to travel the entire route. You can choose to skip the Beaver Lake excursion to shorten the walk to about 1.5 hours.
- There are more activities than you may like to do. This kit is designed so that you can select only some stops of interest and still enjoy your tour.
- Get the kids involved! Let them read information aloud, follow the map, organize props...hey, they can even carry the backpack!

## What's in the Bag?



Tablet




Speaker



Binoculars



Paper and pencils



Luschiim's Plants



Salmon Fry Display



Eagle Props




Bird ID sheet



Life Lotteries



Scavenger Hunt Sheets:



# Program Map: The Local Loop





# Program Map: Beaver Lake Excursion





# Essential Teacher Information

## Payment

Payment is due a minimum of four weeks prior to your program date. We accept credit card, cash, or cheque. Please make cheques payable to Stanley Park Ecology Society and mark them with your invoice number, school name and program date. A \$25 fee will be charged for all cheques returned NSF.

## Cancellation Policy

Our programs are popular and space is limited. Cancellations made more than four weeks before the program date will receive a 50% refund. No refunds will be provided for cancellations within four weeks of the program date.

## Be Prepared

Advise students on how to dress appropriately for the weather and for a long walk. Clothing layers are advisable any time of year and good walking shoes are essential. Students should bring water bottles and have a snack before heading out.

## Adult Assistance

Having extra adults along can be very helpful. We suggest two to four adults for a class of 25. Ask adults to participate in activities, turn off cell phones and bring up the rear of the group to make sure no stragglers are left behind.

## Arriving for the Program

Please arrive on time for your Discovery Kit pick-up, as we may not be able to stay in the office much past the designated time. There are no washrooms along the route, so leave time for a washroom break before starting out. Public washrooms are available in the Stanley Park Dining Pavilion (around the front of the building, accessed from the outside), and in the Stanley Park Playground (near the miniature railway) picnic area (a great option for lunch with covered picnic area and playground). Please return the Discovery Kit promptly after your visit to the office where you picked up.



# Essential Teacher Information

## Transportation and Pick Up Location

The pick up location for the Discovery Kit is at the Stanley Park Ecology Office, located in the Stanley Park Pavillion. This site is accessed by the #19 Stanley Park public bus, school buses, or private vehicles.

## Photography

We recognize that photos are a great way for classes to document their fieldtrips, and so we allow photos during our programs; however it is our policy that no videos are to be taken of/during our programs.

## Pay Parking

Pay parking is in effect at all times in Stanley Park. The rates from April 1 - September 30 are \$4.25 per hour or \$15.50 per day, and from October 1 - March 31 are \$4.00 per hour or \$12 per day. Bus Parking rates range from \$22.75 - \$58.00 depending on bus size. Visit [www.easypark.ca](http://www.easypark.ca) for specific pricing.

Rates are set by the Park Board and are subject to change. Cash and credit cards are accepted at the ticket machines.

## Inclement Weather

Programs run rain or shine in Stanley Park, however during dangerous weather we occasionally have to cancel programs for safety reasons. Extreme weather events can be dangerous in the park due to falling trees, slippery conditions, etc. Government-issued weather advisories are also monitored for important recommendations. We will notify you by email if the program needs to be rescheduled. If rescheduling is not possible, refunds will be offered, subject to a 20% administration fee.





# Etiquette for all visitors

As students join for their field trip here in “Stanley Park”, it is important to think about the ways we engage with the land. Our goal is to connect learners to the land to help them build relationship and foster kinship, while also being respectful and safe for themselves and others. Below are some considerations to pre-load learners with as we are on our field trip.

## 1. Bring an open mind and your curiosity

Using the Discovery Kit, we'll engage all of our senses while exploring nature. There will be times for listening to instructions and stories, and students will be invited to engage in all sorts of outdoor activities and lessons. Bring your curiosity!

## 2. Take only photos and memories.

Every single leaf, flower, shell, stone, and berry is an important part of the web of life in the park. If we remove items from Stanley Park, we are removing potential shelter and food for living things. Students should leave everything as they find it.

## 3. Leave only soft footprints (not garbage).

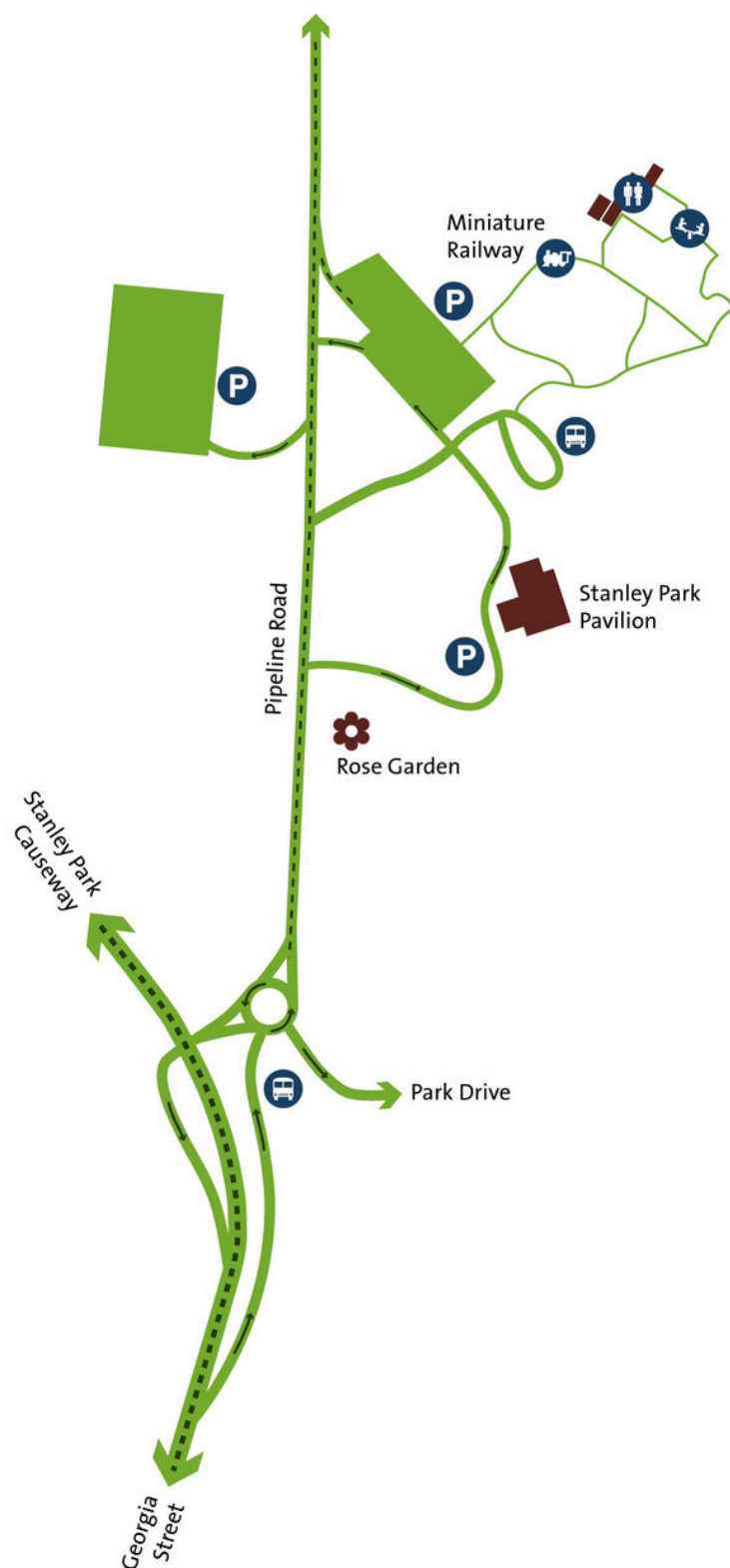
The animals of the Park have all the food they need. Human food can make them sick, create dependence on the humans, and lead to aggressive behaviour or overpopulation. Please ask students to ensure all garbage is disposed of properly. Even small crumbs shouldn't be left for animals to find.

## 4. Explore with respect.

Let us lead your adventure on and off trail in the park; students should not be ahead of their leader. There will be opportunities to gently touch safe plants in the park. You might be hugging trees, smelling leaves, or just moving them to get a look from a different angle. However, birds and mammals like raccoons and squirrels – while cute and often accustomed to humans – should not be touched. These are still wild animals, and we want them to stay that way.



## Map and Directions

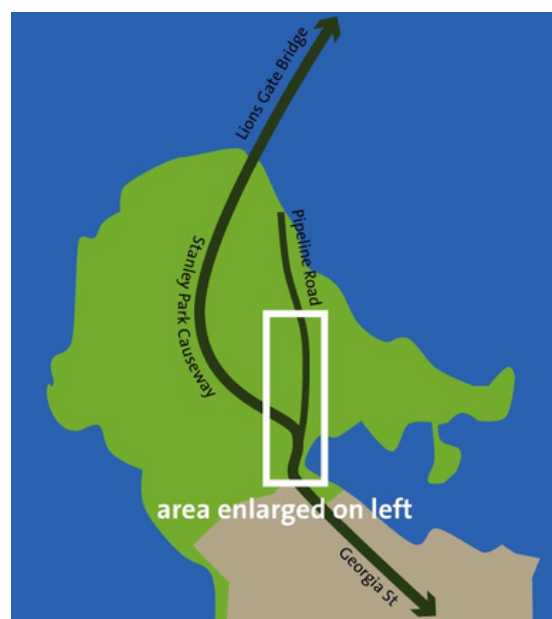


### Driving Directions from Vancouver

- Travel northeast on Georgia St. past Denman St.
- Take the right lane exit into Stanley Park.
- Travel straight through the roundabout (take the second exit).
- Drive up the hill along Pipeline Road. Take your first right after the rose gardens.
- Follow this narrow road between the rose gardens and the trees to the Stanley Park Pavillion.

### Public Transit Directions

- After you get off the #19 bus, walk south towards the Stanley Park Pavillion





Curious about what other opportunities you can have with us?  
Check out our website to learn more about:

- School Field Trips
- Teacher Pro-D Workshops
- Conservation
- Bird Surveys
- Public Education Events
- Volunteering

School Programs

Email: [school@stanleyparkecology.ca](mailto:school@stanleyparkecology.ca)

Tel: 604-718-6522 x103

[www.stanleyparkecology.ca](http://www.stanleyparkecology.ca)

With support from our sponsors:



TD Friends of the  
Environment  
Foundation

CHRIS SPENCER FOUNDATION