

# Winter Birding

## Teacher Information



*Photo: Don Enright*

## Lost Lagoon hosts a wide variety of over-wintering bird species in the park

Flock to Stanley Park with your students to explore the Park's birds! Use binoculars, learn how to identify winter bird species, and discover their many adaptations to survive the winters!

For Grades K-3, Winter Birding is a one-and-a-half-hour program.  
For Grades 4-7, Winter Birding is a two-hour program.

Content	Page
Curriculum Connections	2
Essential Teacher Information	3-4
Winter Birding Program Checklist	4
Park Etiquette for Students	5
Map and Directions	6
Essential Parent/Guardian Information	7

### Phone

School Programs Office: 604-257-6908 ext: 103

School Programs Cell: 236-867-1564

### On the Web

[www.stanleyparkecology.ca](http://www.stanleyparkecology.ca)

[school@stanleyparkecology.ca](mailto:school@stanleyparkecology.ca)

Stanley Park Ecology Society, PO Box 5167, Vancouver, BC, V6B 4B2

# Curriculum Connections

*Winter Birding* is a place-based program that directly relates to the Grade K-7 science curricula. Below, you'll find some big ideas and curricular competencies that will be addressed. You may contact us for a more detailed list for your grade if you wish.

## Big Ideas:

### Kindergarten

- Plants and animals have observable features
- Daily and seasonal changes affect all living things

### Grade 1

- Living things have features and behaviours that help them survive in their environment
- Observable patterns and cycles occur in the local sky and landscape

### Grade 2

- Living things have life cycles adapted to their environment
- Water is essential to all living things, and it cycles through the environment

### Grade 3

- Living things are diverse, can be grouped, and interact in their ecosystems

### Grade 4

- All living things sense and respond to their environment

### Grade 5

- Multicellular organisms have organ systems that enable them to survive and interact within their environment

### Grade 6

- Multicellular organisms rely on internal systems to survive, reproduce, and interact with their environment


### Grade 7

- Evolution by natural selection provides an explanation for the diversity and survival of living things

## Curricular Competencies:

### Kindergarten to Grade 7

- Demonstrate curiosity and a sense of wonder about the world
- Make observations in familiar or unfamiliar contexts
- Experience and interpret the local environment
- Express and reflect on personal experiences of place



# Essential Teacher Information

## Payment

Payment is due a minimum of two weeks prior to your program date. Payment can be made by credit card over the phone or by mailed cheque. Please make cheques out to the Stanley Park Ecology Society and mark them with your invoice number, school name and program date. A \$25 fee will be charged for all cheques returned NSF.

## Cancellation Policy

Our programs are popular and space is limited. Where a cancellation is made less than two weeks in advance, the Stanley Park Ecology Society may retain the full program fee.

COVID-19 Cancellation: If the BC government introduces COVID-19 restrictions that impact our ability to deliver these programs, full refunds will be given.

## Be Prepared

Our programs run rain or shine and are held entirely outside. Students will be learning through hands-on activities, getting a bit dirty and possibly wet (especially shoes). Please review the enclosed 'what to wear' list with your students prior to their park visit (see page 7). Due to the variable walking terrain, appropriate footwear is required.

## Adult Assistance


We require the assistance of a minimum of two and a **maximum** of four adults. These adults are invited to participate in all activities and asked to help maintain discipline in the group. Please ensure adults turn off cell phones and refrain from having distracting conversations.

## Arriving for the Program

Please arrive 15 minutes before the program time in order to have a washroom break, snacks and division into groups. Programs do not stop for washroom and snack breaks as there is no access to facilities during the program. SPES educators will greet you at the meeting location at the designated start time. If you are running late, please call the School Programs cell phone at 236-867-1564 to let us know.

## Photography

We recognize that photos are a great way for classes to document their fieldtrips, and so we allow photos during our programs; however it is our policy at SPES School Programs that no videos are to be taken of/during our programs.



# Essential Teacher Information

## Transportation and Meeting Site

The meeting site for this program is on the top of the Stanley Park Nature House on Lost Lagoon (see map on page 6). This site is easily accessed by the #19 Stanley Park public bus, school buses, or private vehicles and a quick 10-15 minute walk to the lagoon.

## Pay Parking

Pay parking is in effect at all times in Stanley Park. The rates from April 1 - September 30 are \$3.75 for 1 hour or \$14.25 per day per vehicle and from October 1 - March 31 are \$2.75 for 1 hour or \$7.75 per day. Rates are set by the Park Board and subject to change. Cash and credit cards are accepted at the ticket machines.


## Inclement Weather

Programs run rain or shine in Stanley Park, however during dangerous weather we occasionally have to cancel programs for safety reasons. Extreme weather events can be dangerous in the park due to falling trees, slippery conditions, etc. Government-issued weather advisories are also monitored for important recommendations. A full refund will be issued if we are required to cancel a program due to inclement weather.

# Winter Birding Checklist

## To Do Before *Winter Birding*

- Read this Teacher Information Package carefully
- Arrange transportation to arrive 15 minutes before your program start time
- Send Essential Parent/Guardian Information home (Page 7)
- Review Park Etiquette with students (Page 5)
- Review "What to Wear" with students (Page 7)
- Send payment a minimum of two weeks prior to your program





# Park Etiquette for Students

Stanley Park is a protected area that is home to many amazing living and nonliving things. We are lucky to be able to visit this area, but we must remember that Stanley Park is where these living things make their homes. As visitors to these organisms' homes we should tread carefully and act with respect.

To ensure the best possible experience for students and the Park's plants and animals, please take the time to review these guidelines with students before your Park visit.

## 1. Bring an open mind and your curiosity.

In our outdoor classroom, we'll engage all of our senses while exploring nature. There will be times for listening to instructions, when students will be invited to raise their hands and ask questions. There will also be times when students are given challenges to complete while exploring or sharing stories with their friends.

## 2. Take only photos and memories.


Every single leaf, flower, shell, stone, and berry is an important part of the web of life in the Park. If we remove items from Stanley Park, we are removing potential shelter and food for living things. Students should leave everything as they find it.

## 3. Leave only soft footprints (not garbage).

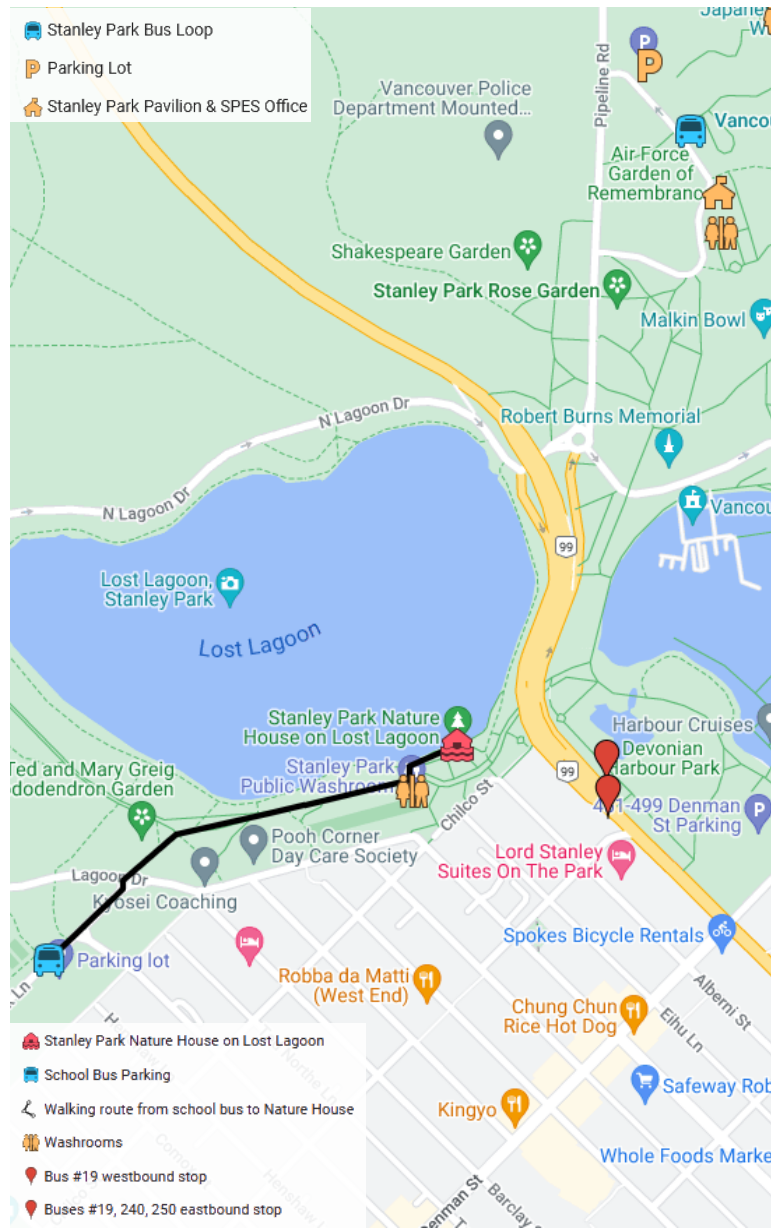
The animals of the Park have all the food they need. Human food can make them sick, create dependence on the humans, and lead to aggressive behaviour or overpopulation. Please ask students to ensure all garbage is disposed of properly. Even small crumbs shouldn't be left for animals to find.

## 4. Explore with respect.

Let us lead your adventure on and off trail in the Park; students should not be ahead of their leader. There will be opportunities to gently touch safe plants in the Park. You might be hugging trees, smelling leaves, or just moving them to get a look from a different angle. However, birds and mammals like raccoons and squirrels – while cute and often accustomed to humans – should not be touched. These are still wild animals and we want them to stay that way.

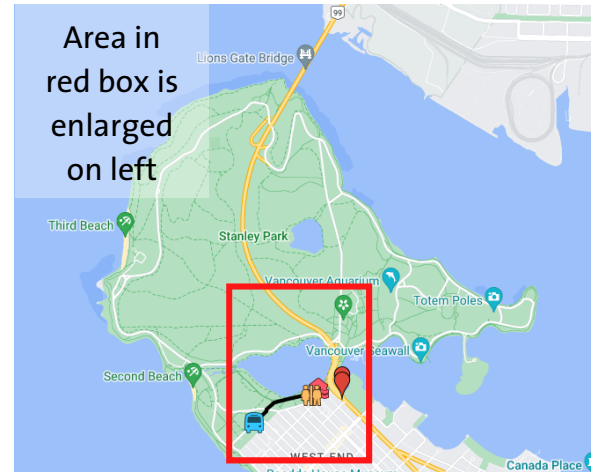


# Map and Directions



For interactive directions, this map is also available at

<http://ow.ly/pUTTS>




## Driving Directions from Vancouver

- Travel northeast on Georgia St. past Denman St.
- Take the right lane exit into Stanley Park.
- Travel straight through the roundabout (take the second exit).
- Drive up the hill along Pipeline Road. Take your first right after the rose gardens.
- Follow this narrow road between the rose gardens and the trees past the Stanley Park Pavilion to the Miniature Railway parking lot.
- Walk southwest towards Lost Lagoon.

## Public Transit Directions

- After you get off the #19 bus at Westbound Stanley Park Dr @ Pipeline Rd, walk northwest towards Lost Lagoon. We will meet you on the top of the Nature House.



# Essential Parent/Guardian Information

Field Trip Date: \_\_\_\_\_

Your child will be visiting Stanley Park for the Winter Birding program led by the Stanley Park Ecology Society.

During *Winter Birding* program your child will get an introduction to birding. We will be looking for birds along the Lost Lagoon trail and visit the Nature House to discover the adaptations these magnificent winged creatures have.

**Most of the program will be held outside, rain or shine.** To help make this an exciting and memorable experience for your child, we strongly recommend that they wear the following items listed below. It is always colder in the forest, even on a sunny day. Your child should be prepared to get a bit dirty and possibly wet, especially their shoes! If it is raining on the day of the program, it is especially important to dress well to keep the field trip fun.

## What to wear and bring to the *Winter Birding* program

- T-shirt, long sleeved shirt, and sweater.
- Long pants - no dresses please!
- Good walking shoes that you don't mind getting wet or muddy. NO flip flops or sandals!
- If sunny: sunscreen and hat.
- If raining: waterproof jacket with hood or hat.
- If cold: warm gloves and hat.
- Refillable water bottle.
- Please, no umbrellas! In a large group, umbrellas can block the view for your child's classmates and can accidentally poke someone in the eye.
- Avoid clothes made of cotton on rainy days. Cotton can be very cold when wet. Wear wool or synthetic clothes whenever possible.

In addition to school programs, the Stanley Park Ecology Society also offers fun, interactive forest and wildlife walks as well as online programs for families and adults.

Visit us at [www.stanleyparkecology.ca](http://www.stanleyparkecology.ca) for more information about the work of the Stanley Park Ecology Society and becoming a member.

