



# Stanley Park Survivor

## Teacher Information



*Photo: Don Enright*

Explore wilderness survival in Stanley Park and immerse your class in this team-based adventure.

Imagine yourself lost in the woods; would you know what to do? Learn the essentials of what humans need to survive. Try your hand at knot tying and practice your new skills while building your own wilderness survival shelter.

Content	Page
Stanley Park Survivor Program Checklist	2
Curriculum Connections	2
Essential Teacher Information	3-4
Park Etiquette for Students	5
Map and Directions	6
Essential Parent Information	7

### Phone

School Programs Office: 604-257-6908 ext. 103  
 School Programs Cell: 778-871-1215

### On the Web

[www.stanleyparkecology.ca](http://www.stanleyparkecology.ca)  
[school@stanleyparkecology.ca](mailto:school@stanleyparkecology.ca)

Stanley Park Ecology Society, PO Box 5167, Vancouver, BC, V6B 4B2

# Stanley Park Survivor Checklist

## To Do Before Stanley Park Survivor:

- ❑ Read this Teacher Information Package carefully
- ❑ Arrange transportation to arrive 15 minutes before your program start time
- ❑ Send 'Essential Parent Information' home (page 7)
- ❑ Review 'Park Etiquette' with students (page 5)
- ❑ Review 'What to Wear' with students (page 7)
- ❑ Send payment a minimum of two weeks prior to your program

## Curriculum Connections

*Stanley Park Survivor* is a place-based program that relates to the grade 4-7 Applied Design, Skills, and Technologies and Science curricula. Below, you'll find some big ideas and curricular competencies that will be addressed.

You may contact us for a more detailed list for your grade if you wish.

### Big Ideas:

#### Grade 4 and 5

- Skills are developed through practice, effort, and action


#### Grade 6 and 7

- Design can be responsive to identified needs

### Curricular Competencies:

#### Grade 4 to 7

- Express and reflect on personal, shared, or others' experiences of place
- Co-operatively design projects
- Demonstrate an openness to new ideas and choose an idea to pursue
- Demonstrate their product and describe their process
- Ensure that safety and ethical guidelines are followed in their investigations



# Essential Teacher Information

## Payment

Payment is due a minimum of two weeks prior to your program date. Please make cheques out to the Stanley Park Ecology Society and mark them with your invoice number, school name and program date. A \$25 fee will be charged for all cheques returned NSF.

## Cancellation Policy

Our programs are popular and space is limited. Where a cancellation is made less than two weeks in advance, the Stanley Park Ecology Society may retain the full program fee.

COVID-19 Cancellation: If the BC government introduces COVID-19 restrictions that impact our ability to deliver these programs, full refunds will be given.

## Be Prepared

Our programs run rain or shine and are held entirely outside. Students will be learning through hands-on activities, getting a bit dirty and possibly wet (especially shoes). Please review the enclosed 'what to wear' list with your students prior to their park visit (see page 7). Due to the variable walking terrain, appropriate footwear is required.


## Adult Assistance

We require the assistance of a minimum of two and a maximum of four adults. These adults are invited to participate in all activities and asked to help maintain discipline in the group. Please ensure adults turn off cell phones and refrain from having distracting conversations. Adults are also responsible to help manage the children in physical distancing required for COVID-19 safety.

## Arriving for the Program

Please arrive 15 minutes before the program time in order to have a washroom break, snacks and division into groups. If you are running late, please call the School Programs cell phone at 778-871-1215 to let us know. Programs do not stop for washroom and snack breaks as there is no access to facilities during the program.

Continued on following page



# Essential Teacher Information

## Transportation and Meeting Site


The meeting site for this program is at the Miniature Railway parking lot (see map on page 6). This site is easily accessed by the #19 Stanley Park public bus, school buses, or private vehicles.

## Photography

We recognize that photos are a great way for classes to document their fieldtrips, and so we allow photos during our programs; however it is our policy at SPES School Programs that no videos are to be taken of/during our programs.

## Pay Parking

Pay parking is in effect at all times in Stanley Park. The rates from April 1 - September 30 are \$3.60 for 1 hour or \$13.25 per day per vehicle and from October 1 - March 31 are \$2.60 for 1 hour or \$7.15 per day. Rates are set by the Park Board and are subject to change. Cash and credit cards are accepted at the ticket machines.



# Park Etiquette for Students

Stanley Park is a protected area that is home to many amazing living and nonliving things. We are lucky to be able to visit this area, but we must remember that Stanley Park is where these living things make their homes. As visitors to these organisms' homes we should tread carefully and act with respect.

To ensure the best possible experience for students and the Park's plants and animals, please take the time to review these guidelines with students before your Park visit.

## 1. Bring an open mind and your curiosity.

In our outdoor classroom, we'll engage all of our senses while exploring nature. There will be times for listening to instructions, when students will be invited to raise their hands and ask questions. There will also be times when students are given challenges to complete while exploring or sharing stories with their friends.

## 2. Take only photos and memories.


Every single leaf, flower, shell, stone and berry is an important part of the web of life in the Park. If we remove items from Stanley Park, we are removing potential shelter and food for living things. Students should leave everything as they find it.

## 3. Leave only soft footprints (not garbage).

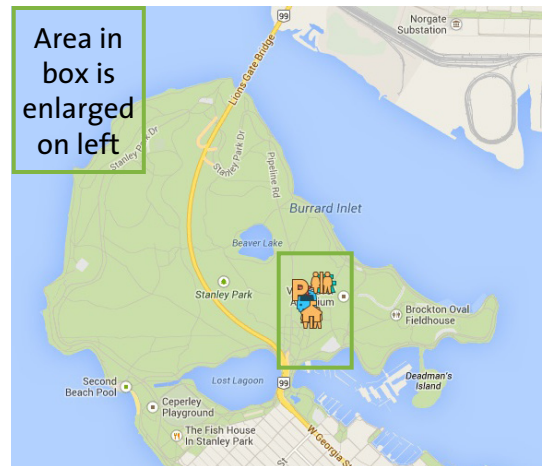
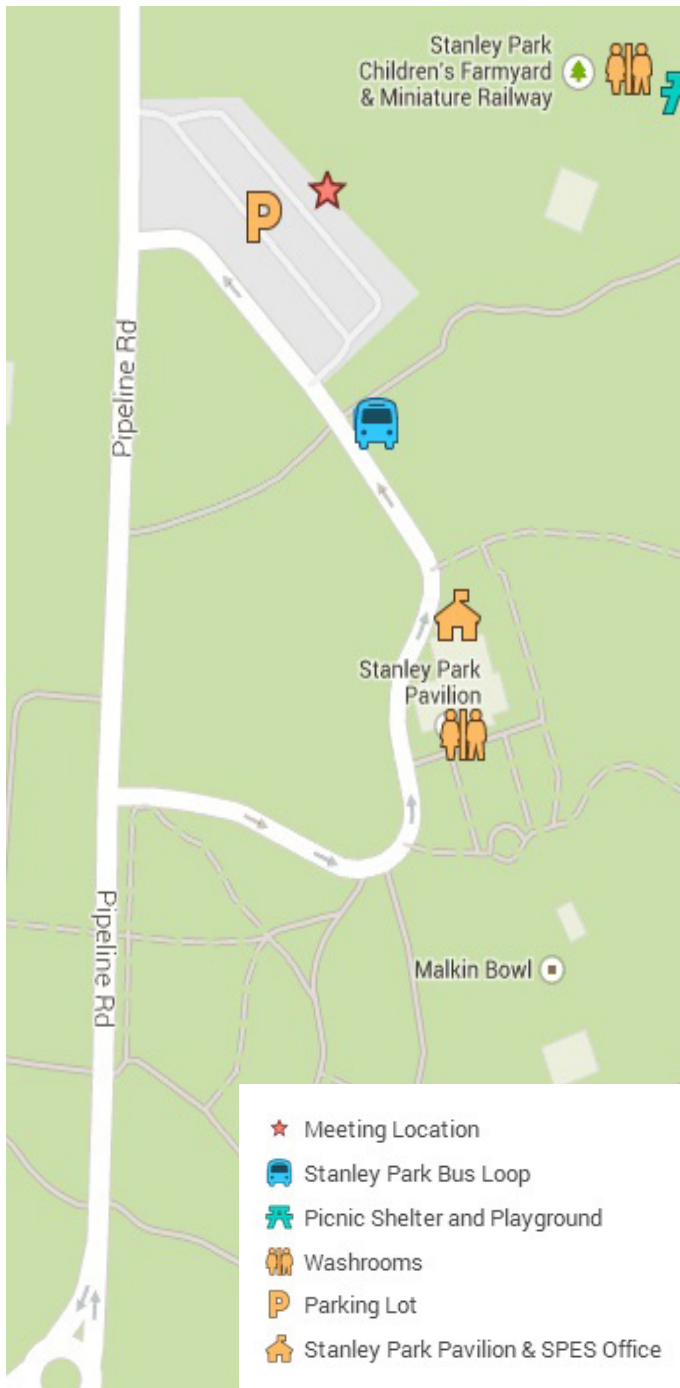
The animals of the Park have all the food they need. Human food can make them sick, create dependence on humans, and lead to aggressive behaviour or overpopulation. Please ask students to ensure all garbage is disposed of properly. Even small crumbs shouldn't be left for animals to find.

## 4. Explore with respect.

Let us lead your adventure on and off trail in the Park; students should not be ahead of their leader. There will be opportunities to gently touch safe plants in the Park. You might be hugging trees, smelling leaves or just moving them to get a look from a different angle. However, birds and mammals like raccoons and squirrels, while cute and often accustomed to humans, should not be touched. These are still wild animals and we want them to stay that way.



# Map and Directions




## Driving Directions from Vancouver

- Travel northeast on Georgia St. past Denman St.
- Take the right lane exit into Stanley Park.
- Travel straight through the roundabout (take the second exit).
- Drive up the hill along Pipeline Road. Take your first right after the rose gardens.
- Follow this narrow road between the rose gardens and the trees past the Stanley Park Pavilion to the Miniature Railway parking lot.

## Public Transit Directions

After you get off the #19 bus, walk north towards the Miniature Railway parking lot. We will meet you at the gates to the Miniature Railway.

For interactive directions, this map is also available at <http://ow.ly/pUTTS>



# Essential Parent Information

Field Trip Date: \_\_\_\_\_

Your child will be visiting Stanley Park for the Stanley Park Survivor program led by the Stanley Park Ecology Society.

Your child will be visiting Stanley Park for the Stanley Park Survivor forest program led by the Stanley Park Ecology Society. Your child will get an introduction to nature in Stanley Park's forested trails, where they will learn about how to survive in the woods and also how to prevent getting lost in the woods. The entire program will be held outside, rain or shine.

To help make this an exciting and memorable experience for your child, we strongly recommend that he/she wear the following items listed below. It is always colder in the forest, even on a sunny day. Your child should be prepared to get a bit dirty, and possibly wet, especially his or her shoes! If it is raining on the day of the program, it is especially important to dress well to keep the field trip fun!

## What to wear and bring to the Stanley Park Survivor program:

- T-shirt, long sleeved shirt and sweater.
- Long pants - no dresses please!
- Good walking shoes that you don't mind getting wet or muddy. NO flip flops or sandals!
- If sunny: sunscreen and hat.
- If raining: waterproof jacket with hood or hat.
- If cold: warm gloves and a hat.
- Refillable water bottle.
- Please, no umbrellas! In a large group, umbrellas can block the view for your child's classmates and can accidentally poke someone in the eye.
- Avoid clothes made of cotton on rainy days. Cotton can be very cold when wet. Wear wool or synthetic clothes whenever possible.

In addition to school programs, the Stanley Park Ecology Society also offers fun, interactive forest and wildlife walks as well as online programs for families and adults.

Visit us at [www.stanleyparkecology.ca](http://www.stanleyparkecology.ca) for more information about the work of the Stanley Park Ecology Society and becoming a member.

