

Wetland Wildlife

Teacher Information



Photo: Anthony Ho

Beaver Lake is one of Vancouver's last natural wetlands, and it is home to incredible plants and animals.

What makes the wetland ecosystem a good place to live? How do diverse communities of animals eat their way along the food chain? Roll up your sleeves and explore Beaver Lake wildlife up close with dip nets, magnifiers and games.

Content	Page
Wetland Wildlife Program Checklist	2
Curriculum Connections	2
Essential Teacher Information	3-4
Park Etiquette for Students	5
Map and Directions	6
Essential Parent Information	7

Phone

School Programs Office: 604-257-6908 ext. 103

School Programs Cell: 778-871-1215

On the Web

www.stanleyparkecology.ca

school@stanleyparkecology.ca

Stanley Park Ecology Society, PO Box 5167, Vancouver, BC, V6B 4B2

Wetland Wildlife Checklist

To Do Before Wetland Wildlife

- Read this Teacher Information Package carefully
- Arrange transportation to arrive 15 minutes before your program start time
- Send Essential Parent Information home (page 7)
- Review Park Etiquette with students (page 5)
- Review 'What to Wear' with students (page 7)
- Send payment a minimum of two weeks prior to your program

Curriculum Connections

Wetland Wildlife is a place-based program that directly relates to the grade 4-7 science curricula. Below, you'll find some big ideas and curricular competencies that will be addressed.

You may contact us for a more detailed list for your grade if you wish.

Big Ideas:

Grade 4

- All living things and their environment are interdependent
- The motion of Earth and the moon cause observable patterns that affect living and non-living systems

Grade 5

- Humans use earth materials as natural resources
- Multicellular organisms have organ systems that enable them to survive and interact within their environment

Grade 6

- Multicellular organisms rely on internal systems to survive, reproduce, and interact with their environment


Grade 7

- The theory of evolution by natural selection provides an explanation for the diversity and survival of living things
- Earth and its climate have changed over geological time

Curricular Competencies:

Grades 4-7

- Make predictions about the findings of their inquiry
- Observe, measure, and record data, using appropriate tools
- Use equipment and materials safely, identifying potential risks
- Experience and interpret the local environment



Essential Teacher Information

Payment

Payment is due a minimum of two weeks prior to your program date. Please make cheques out to the Stanley Park Ecology Society and mark them with your invoice number, school name and program date. A \$25 fee will be charged for all cheques returned NSF.

Cancellation Policy

Our programs are popular and space is limited. Where a cancellation is made less than two weeks in advance, the Stanley Park Ecology Society may retain the full program fee.

COVID-19 Cancellation: If the BC government introduces COVID-19 restrictions that impact our ability to deliver these programs, full refunds will be given.

Be Prepared

Our programs run rain or shine and are held entirely outside. Students will be learning through hands-on activities, getting a bit dirty and possibly wet (especially shoes). Please review the enclosed 'what to wear' list with your students prior to their park visit (see page 7). Due to the variable walking terrain, appropriate footwear is required.


Adult Assistance

We require the assistance of a minimum of two and a maximum of four adults. These adults are invited to participate in all activities and asked to help maintain discipline in the group. Please ensure adults turn off cell phones and refrain from having distracting conversations. Adults are also responsible to help manage the children in physical distancing required for COVID-19 safety.

Arriving for the Program

Please arrive 15 minutes before the program time in order to have a washroom break, snacks and division into groups. If you are running late, please call the School Programs cell phone at 778-871-1215 to let us know. Programs do not stop for washroom and snack breaks as there is no access to facilities during the program.

Continued on following page



Essential Teacher Information

Transportation and Meeting Site


The meeting site for this program is at the Miniature Railway parking lot (see map on page 6). This site is easily accessed by the #19 Stanley Park public bus, school buses, or private vehicles.

Photography

We recognize that photos are a great way for classes to document their fieldtrips, and so we allow photos during our programs; however it is our policy at SPES School Programs that no videos are to be taken of/during our programs.

Pay Parking

Pay parking is in effect at all times in Stanley Park. The rates from April 1st - September 30th are \$3.60 for 1 hour or \$13.25 per day per vehicle and from October 1st - March 31st are \$2.60 for 1 hour or \$7.15 per day. Rates are set by the Park Board and are subject to change. Cash and credit cards are accepted at the ticket machines.



Park Etiquette for Students

Stanley Park is a protected area that is home to many amazing living and nonliving things. We are lucky to be able to visit this area, but we must remember that Stanley Park is where these living things make their homes. As visitors to these organisms' homes we should tread carefully and act with respect.

To ensure the best possible experience for students and the Park's plants and animals, please take the time to review these guidelines with students before your Park visit.

1. Bring an open mind and your curiosity.

In our outdoor classroom, we'll engage all of our senses while exploring nature. There will be times for listening to instructions, when students will be invited to raise their hands and ask questions. There will also be times when students are given challenges to complete while exploring or sharing stories with their friends.

2. Take only photos and memories.


Every single leaf, flower, shell, stone and berry is an important part of the web of life in the Park. If we remove items from Stanley Park, we are removing potential shelter and food for living things. Students should leave everything as they find it.

3. Leave only soft footprints (not garbage).

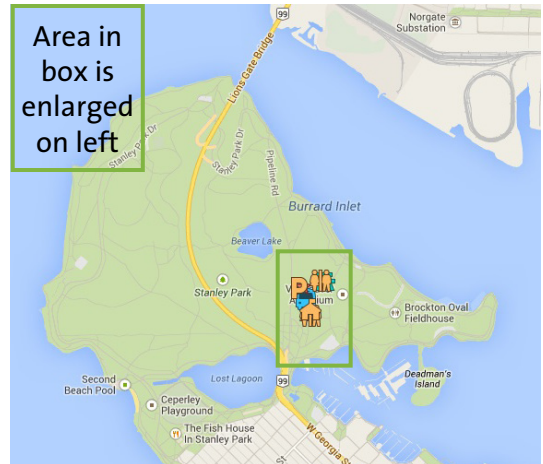
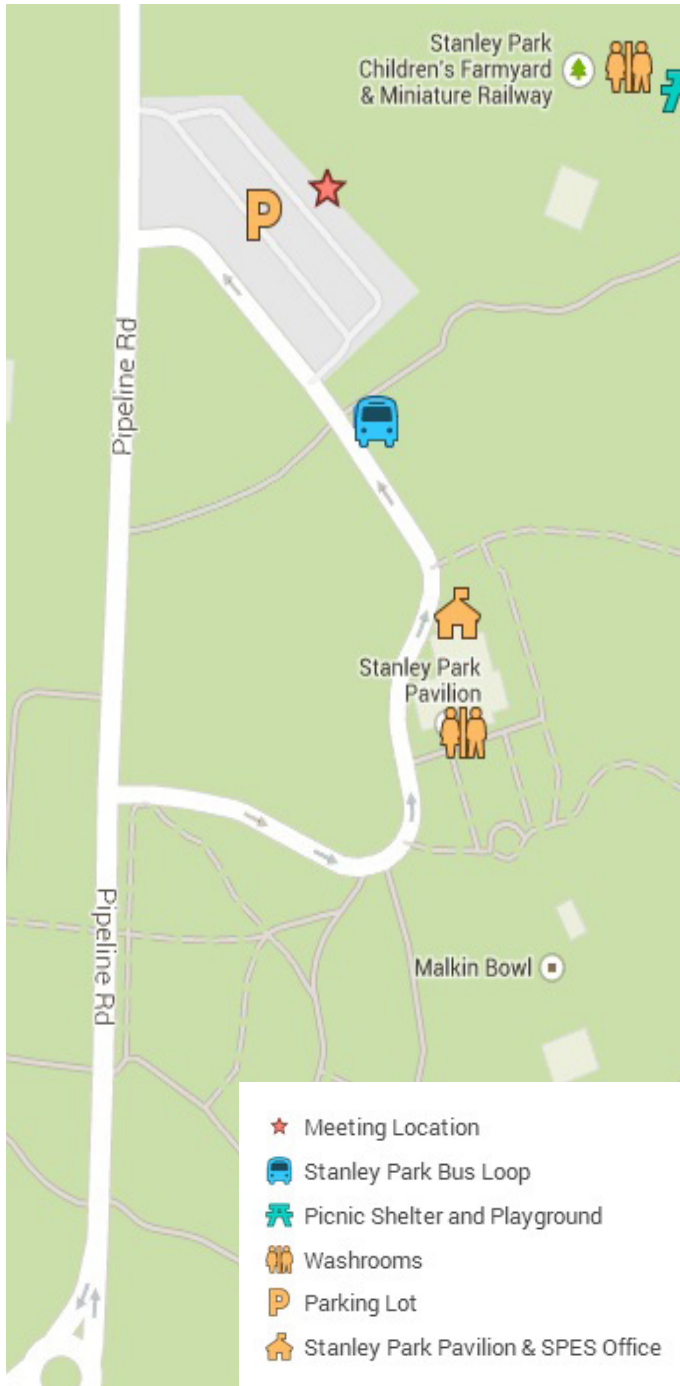
The animals of the Park have all the food they need. Human food can make them sick, create dependence on humans, and lead to aggressive behaviour or overpopulation. Please ask students to ensure all garbage is disposed of properly. Even small crumbs shouldn't be left for animals to find.

4. Explore with respect.

Let us lead your adventure on and off trail in the Park; students should not be ahead of their leader. There will be opportunities to gently touch safe plants in the Park. You might be hugging trees, smelling leaves or just moving them to get a look from a different angle. However, birds and mammals like raccoons and squirrels, while cute and often accustomed to humans, should not be touched. These are still wild animals and we want them to stay that way.



Map and Directions




Driving Directions from Vancouver

- Travel northeast on Georgia St. past Denman St.
- Take the right lane exit into Stanley Park.
- Travel straight through the roundabout (take the second exit).
- Drive up the hill along Pipeline Road. Take your first right after the rose gardens.
- Follow this narrow road between the rose gardens and the trees past the Stanley Park Pavilion to the Miniature Railway parking lot.

Public Transit Directions

After you get off the #19 bus, walk north towards the Miniature Railway parking lot. We will meet you at the gates to the Miniature Railway.

For interactive directions, this map is also available at <http://ow.ly/pUTTS>



Essential Parent Information

Field Trip Date: _____

Your child will be visiting Stanley Park for the Wetland Wildlife program led by the Stanley Park Ecology Society.

During the *Wetland Wildlife* program your child will get an introduction to wetlands at Beaver Lake in Stanley Park, where we will explore a wetland habitat through interactive, hands-on activities.

The entire 2-hour program will be held outside, rain or shine. To help make this an exciting and memorable experience for your child, we strongly recommend that he/she wear the following items listed below. It is always colder in the forest, even on a sunny day. Your child should be prepared to get a bit dirty, and possibly wet, especially his or her shoes! If it is raining on the day of the program, it is especially important to dress well to keep the field trip fun!

What to wear and bring to the Wetland Wildlife program:

- T-shirt, long sleeved shirt and sweater.
- Long pants - no dresses please!
- Good walking shoes that you don't mind getting wet or muddy. NO flip flops or sandals!
- If sunny: sunscreen and hat.
- If raining: waterproof jacket with hood or hat.
- If cold: warm gloves and a hat.
- Refillable water bottle.
- Please, no umbrellas! In a large group, umbrellas can block the view for your child's classmates and can accidentally poke someone in the eye.
- Avoid clothes made of cotton on rainy days. Cotton can be very cold when wet. Wear wool or synthetic clothes whenever possible.

In addition to school programs, the Stanley Park Ecology Society also offers fun, interactive forest and wildlife walks as well as online programs for families and adults.

Visit us at www.stanleyparkecology.ca for more information about the work of the Stanley Park Ecology Society and becoming a member.

